

ADEPTRANS CADENES Y TRANSMISIONES

WHALE CHAIN CUTTER

(P.A)



WHALE

Type(Chain size)	(Weight)
No.25 S	0.85 kg
No.35/40 S	0.85 kg
No.50 S	1.15 kg
No.60 S	1.15 kg
No.80 S	1.90 kg
No.100 S	2.50 kg



◆ Straight-punching type ◆

The brand new type of chain cutter much higher efficiency than conventional tools.

www.adeptrans.es · +34 916 926 286 · info@adeptrans.es

JOINT TYPE (SINGLE AND DOUBLE ROW CHAIN)



Count	Scope
No.35/40 W	35—40 S / 35—40W
No.50 W	50 S —50W 60 S
No.60 W	60 S —60W 80 S

◆ Method of use ◆

- ① Single roller chain—insert the punch with two pieces of big and small cushions.
- ② Double roller chain—use the cutter without a big cushion.
- ③ Step chain—providing four-point caulked special roller pin for motor cycle, use exclusive single row type.

◆ Spare pins of “Whale” Roller Cutter Chain ◆

❑ For Single row

Count	PIN
No. 35~40	S
No. 50	S
No. 60	S
No. 80	S
No. 100	S

❑ 60-set product

No. 35~40 A	SET
No. 50~60 A	SET

❑ For double row

No. 35~40	W
No. 50	W
No. 60	W

❑ 80-set product

No. 35~40 A	SET
No. 50~60 A	SET
No. 80 A	SET

Spare Pins



◆ Set products ◆

No. 60 (Set)				
Body	No.	Holder object	Punch	Handle
1	35~40	Big and small 1 each	one each	1
	50~60	"	"	

No. 80 (Set)				
Body	No.	Holder object	Punch	Handle
1	35~40	Big and small 1 each	one each	1
	50~60	"	"	
	80	"	"	

Count	Scope
No. 80	35 S ~ 80 S
No. 60	35 S ~ 60 S

◆ Method of use ◆

● No. 80-set product

Containing three kinds of units (No.35~40, No.50~60 Joint type and No.80)

Use suitable big or small holder and punch for each (chains') count when cutting roller chain.

《Example》

In cutting roller chain No.50, replace big holder (No.50~60) on the right and small holder (No.50~60) on the left.

Tighten the small holder firm by grasping bar-handle.

For No.35~40, use by the above method.

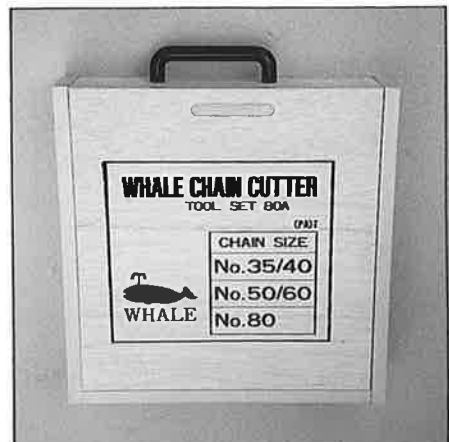
● No. 60-set product

Containing two kinds of unit (No.30~40, No.50~60 Joint type)

Use in the same manner as with No.80 product.

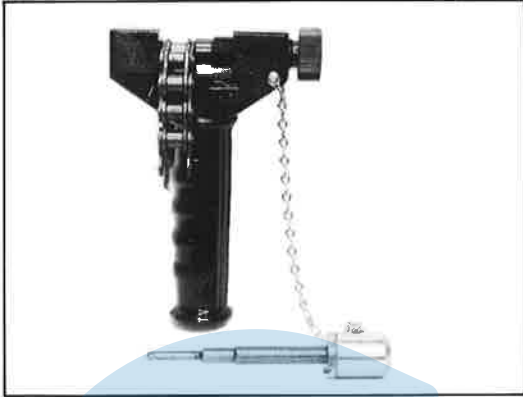
〔Remarks〕

Use exclusive single row type for step chain provided No.60 roller chain for motor cycle and four point caulked special roller pin.



METHOD OF USE


◆ Both Single row and exclusive motor cycle type ◆



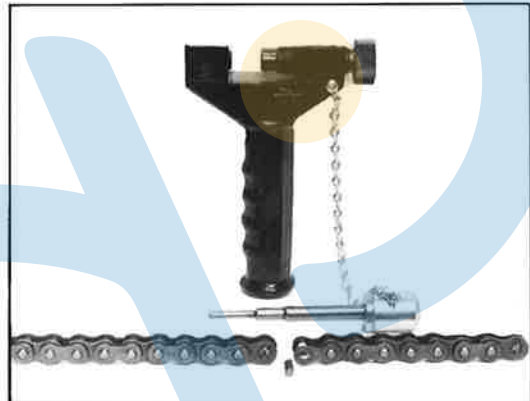
① Insert chain into chain Cutter and tighten the fixed screw.



② Insert the straight punch.



③ Hammer the straight-punch gently several times, tighten again the fixed-screw and continue hammering until pin pops out.



④ Pull out the straight-punch after pin comes out and loosen the fixed-screw.

Use the hummer for products

To count. No.50 → One pound and half

Over count. No.60 → Two pounds.